

Modified Enlarged 36pt
OXFORD CAMBRIDGE AND RSA EXAMINATIONS

Monday 3 June 2019 – Afternoon

A Level Physics A

H556/03 Unified physics

Time allowed: 1 hour 30 minutes
plus your additional time allowance

YOU MUST HAVE:

The Data, Formulae and Relationships
Booklet (sent with general stationery)

YOU MAY USE:

a scientific or graphical calculator
a ruler (cm/mm)

Please write clearly in black ink.

Centre number

--	--	--	--	--

Candidate number

--	--	--	--

First name(s) _____

Last name _____

READ INSTRUCTIONS OVERLEAF



INSTRUCTIONS

Use black ink. You may use an HB pencil for graphs and diagrams.

Answer ALL the questions.

Where appropriate, your answers should be supported with working. Marks may be given for a correct method even if the answer is incorrect.

Write your answer to each question in the space provided. If additional space is required, use the lined page(s) at the end of this booklet. The question number(s) must be clearly shown.

INFORMATION

The total mark for this paper is 70.

The marks for each question are shown in brackets [].

Quality of extended responses will be assessed in questions marked with an asterisk (*).

BLANK PAGE

Answer ALL the questions

- 1 A toy rocket is made from a 1.5 litre plastic bottle with fins attached for stability.**

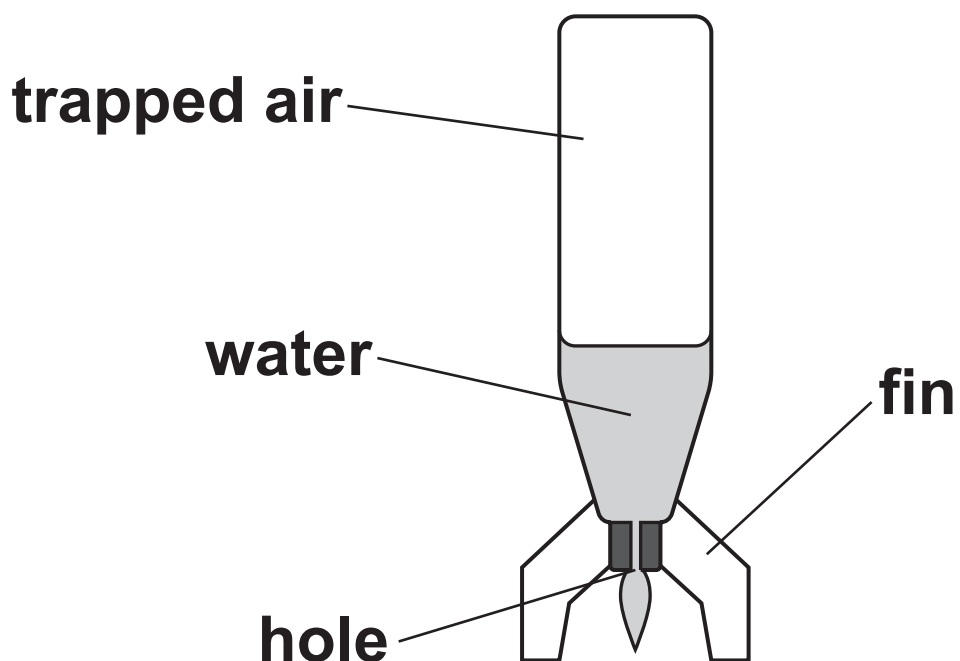
The bottle initially contains 0.30 litres of water, leaving 1.2 litres of trapped air at a temperature of 17 °C.

A pump is used to increase the pressure of the air within the plastic bottle to $2.4 \times 10^5 \text{ Pa}$ at the start of lift-off.

Fig. 1.1 shows the rocket at the start of lift-off.

$$\mathbf{1 \text{ litre} = 10^{-3} \text{ m}^3}$$

FIG. 1.1



- (a) Calculate, in moles, the amount of trapped air in the bottle at the start of lift-off.**

amount of air = _____ mol [2]

**(b) The trapped air pushes the water downwards out of the hole, causing the rocket to rise.
The temperature of this air remains constant.**

Calculate the final pressure of the trapped air just before all the water has been released.

final pressure = _____ Pa [3]

BLANK PAGE

(c) Here is some data on the toy rocket.

**mass of empty bottle and fins
= 0.050 kg**

**area of cross-section of hole
= $1.1 \times 10^{-4} \text{ m}^2$**

**initial pressure of trapped air
= $2.4 \times 10^5 \text{ Pa}$**

atmospheric pressure = $1.0 \times 10^5 \text{ Pa}$

density of water = $1.0 \times 10^3 \text{ kg m}^{-3}$

- (i) Use the data above to show
that the UPWARDS force on the
rocket at the start of lift-off is
about 15 N. Use the space below.
[2]**

(ii) Hence calculate the initial vertical acceleration of the rocket.

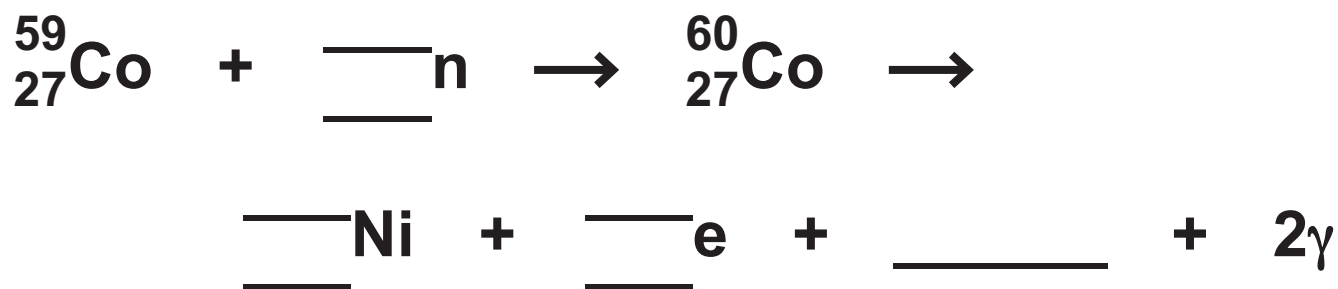
initial acceleration = _____ m s^{-2} [3]

[illegible]

- 2 $^{60}_{27}\text{Co}$ is produced by irradiating the stable isotope $^{59}_{27}\text{Co}$ with neutrons.

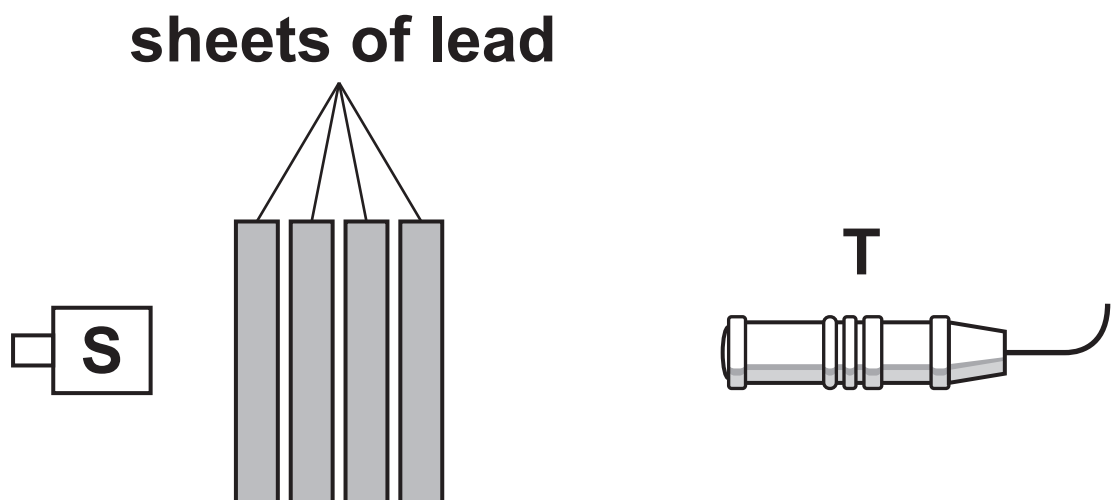
Each nucleus of $^{60}_{27}\text{Co}$ then decays into a nucleus of nickel (Ni) by the emission of a low energy beta-minus particle, one other particle and two gamma photons.

- (a) Complete the nuclear equations for these two processes. [3]



(b) Students want to carry out an investigation into gamma photon absorption using a source of $^{60}_{27}\text{Co}$. They add sheets of lead between the source S and a radiation detector T, to give a total thickness d of lead. S and T remain in fixed positions, as shown in Fig. 2.1.

FIG. 2.1



- (i) The ${}^{60}_{27}\text{Co}$ source emits beta radiation as well as gamma radiation.

Explain why this would not affect the experiment.

[1]

- (ii) The students record the number N of gamma photons detected by T in 10 minutes for each different thickness d of lead. The background count is negligible.

The results are shown in a table. The table includes values of $\ln N$, including the absolute uncertainties.

N	d/mm	$\ln N$
4300 ± 440	0	8.37 ± 0.10
2500 ± 250	10	7.82 ± 0.10
1400 ± 150	20	7.24 ± 0.11
800 ± 90	30	6.68 ± 0.11
500 ± 60	40	6.21 ± 0.12
300 ± 40	50	

N and d are related by the equation $N = N_0 e^{-\mu d}$ where N_0 and μ are constants.

1. The students decide to plot a graph of $\ln N$ against d .

Show that this should give a straight line with gradient $= -\mu$ and y -intercept $= \ln N_0$. Use the space below. [1]

2. Complete the missing value of $\ln N$ in the table, including the absolute uncertainty.

Show your calculation of the absolute uncertainty in the space below. [2]

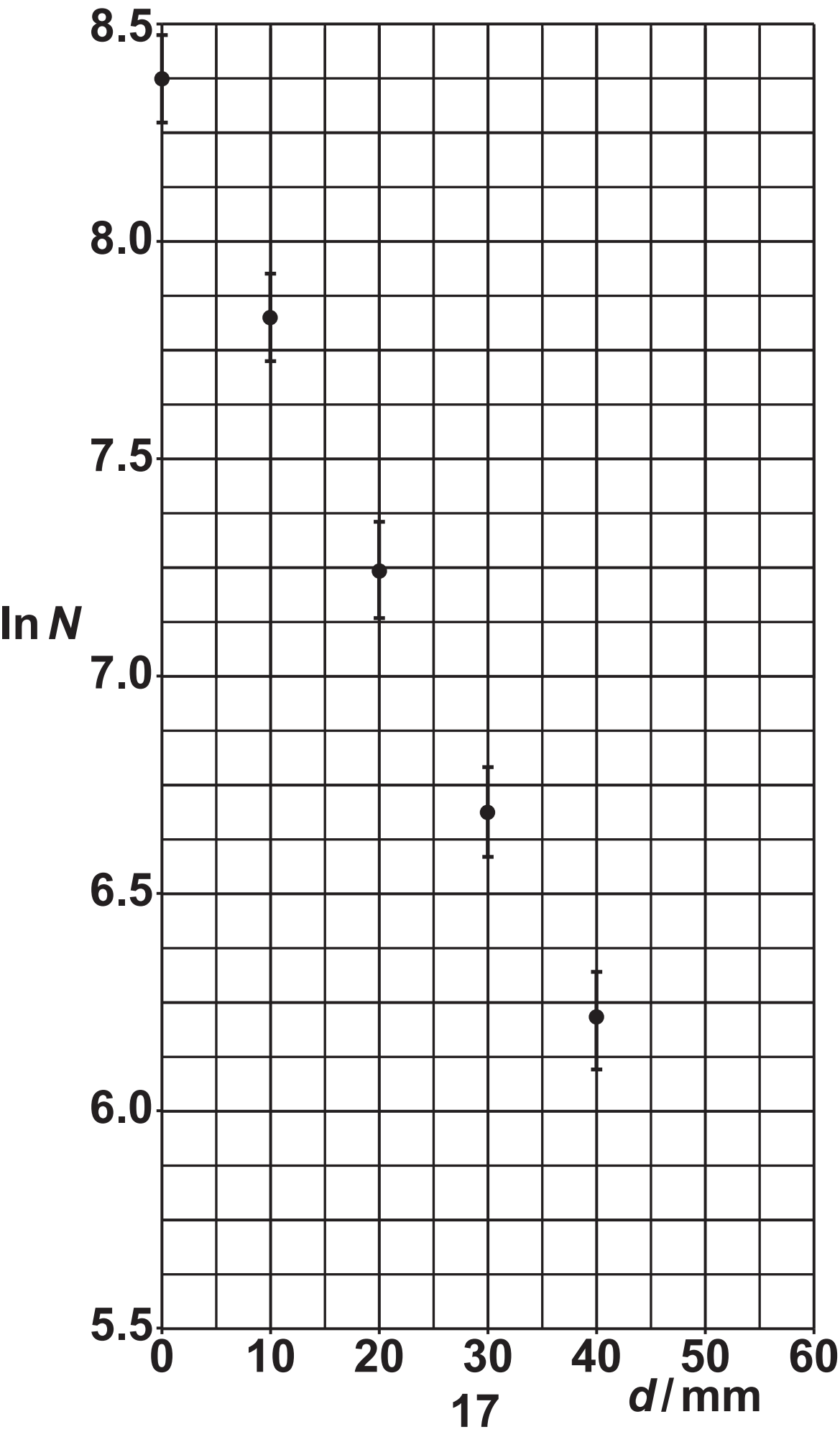
3. In Fig. 2.2 opposite, five of the data points have been plotted, including error bars for $\ln N$. Plot the missing data point and error bar.

Draw a straight line of best fit and one of worst fit. [2]

4. Use Fig. 2.2 to determine the value of μ in m^{-1} , including the absolute uncertainty.

$$\mu = \underline{\hspace{2cm}} \pm \underline{\hspace{2cm}} \text{ m}^{-1} \text{ [4]}$$

FIG. 2.2

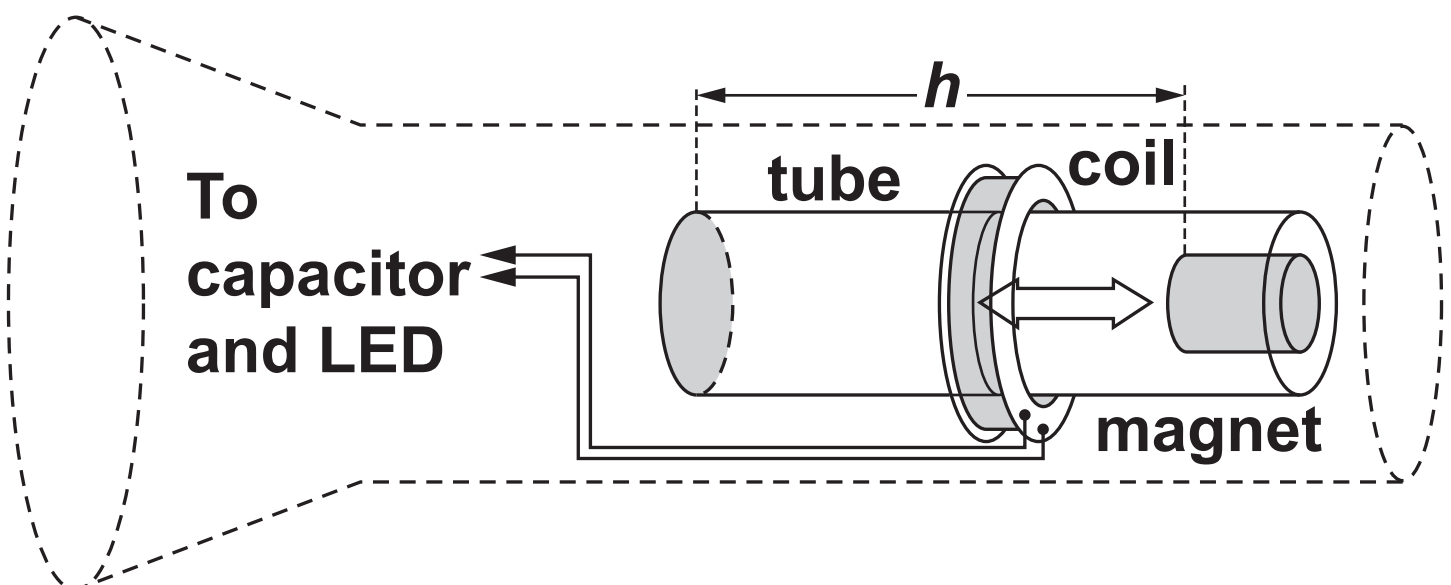


5. Determine the thickness, $d_{1/2}$, of lead which halves the number of gamma photons reaching T.

$$d_{1/2} = \underline{\hspace{2cm}} \text{ m [2]}$$

3 Fig. 3.1 shows the design of a 'mechanical' torch.

FIG. 3.1



There is no battery in the torch. Instead, when the torch is inverted, the magnet falls a short vertical distance h through the coil of wire, as shown in Fig. 3.2. This induces an electromotive force (e.m.f.) across the ends of the coil. The e.m.f. is used to store charge in a capacitor, which lights a light-emitting diode (LED) when it discharges.

FIG. 3.2

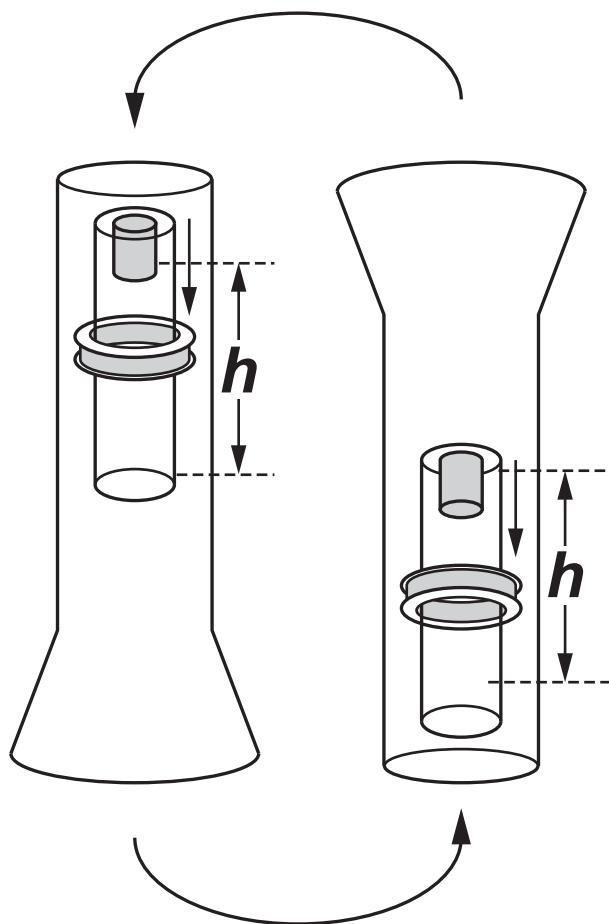
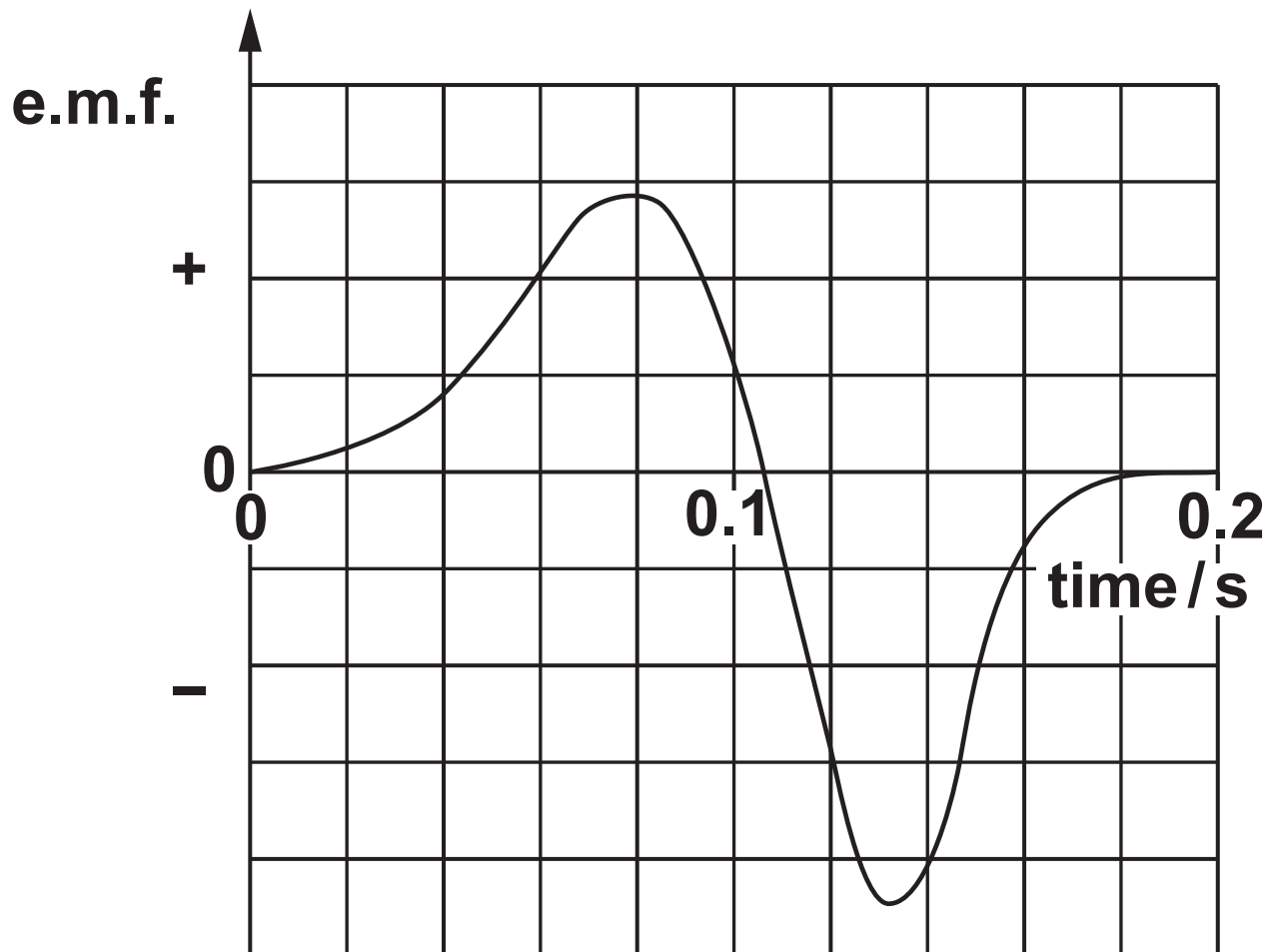


Fig. 3.3 shows the variation with time of the e.m.f. generated as the magnet falls the distance h .

FIG. 3.3



(a) Explain the shape of the curve in Fig. 3.3. [3]

(b) When the torch is inverted, the pulses of e.m.f. shown in Fig. 3.3 cause a capacitor of capacitance 0.12 F to become charged. Each positive AND each negative pulse adds 9.0×10^{-3} C to the charge stored in the capacitor.

(i) The torch is inverted 80 times.

Calculate the total energy stored in the capacitor.

total energy = _____ J [3]

(ii) When the torch is switched on, the energy stored in the capacitor lights a 50 mW LED.

Estimate the time for which the LED lights.

time = _____ s [1]

***(c) In the torch, the gravitational potential energy of the magnet is converted into electrical energy supplied to the 50 mW LED.**

You are asked to investigate whether the efficiency of this energy conversion depends on the number of inversions of the torch.

Describe how you will make accurate measurements to collect your data. Assume that both the torch and the tube can be opened.

Explain how you will use the data to reach a conclusion. [6]

[illegible]

Additional answer space if required.

BLANK PAGE

- 4 At an airport, the conveyor belt for suitcases moves at a constant speed of 1.5 m s^{-1} .
In Fig. 4.1, a suitcase of mass 8.0 kg has reached the line labelled XX' .

FIG. 4.1

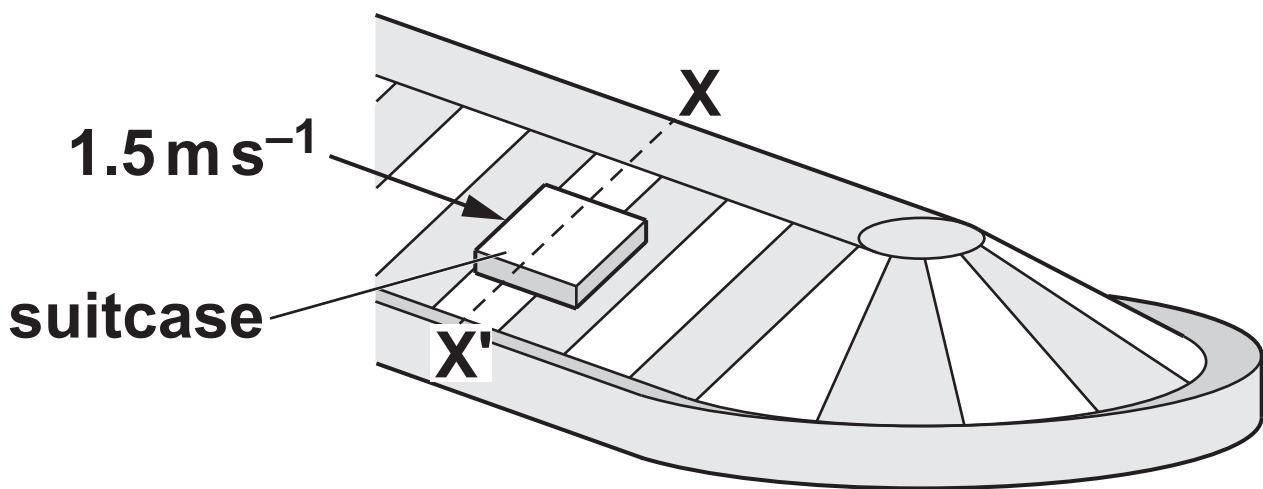
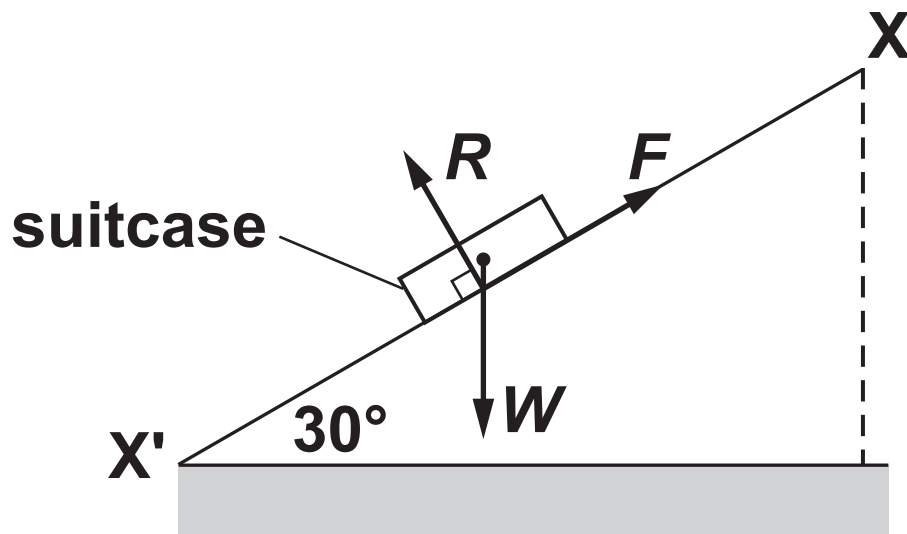


Fig. 4.2 opposite shows the situation in vertical cross-section.
The frictional force F prevents the suitcase of weight W from sliding to the bottom of the belt.
The normal contact force on the suitcase is R .
The belt is inclined at an angle of 30° to the horizontal.

FIG. 4.2 (NOT TO SCALE)



- (a) By using a vector triangle, or by resolving forces, calculate the magnitude of forces F and R .

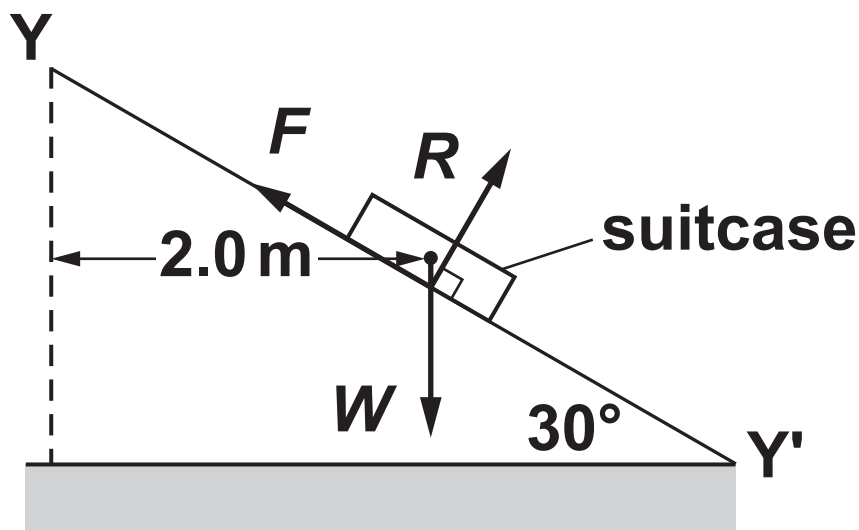
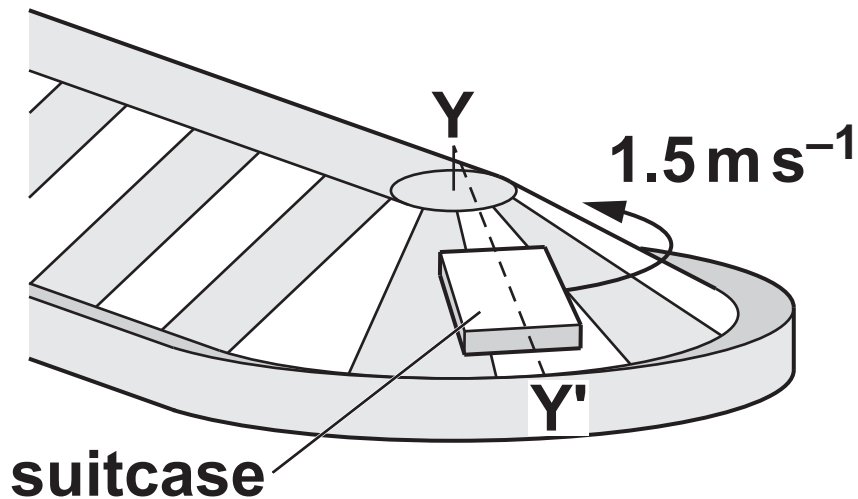
$F =$ _____ N

$R =$ _____ N

[3]

- (b) Fig. 4.3 shows the suitcase and the forces acting on it at the line labelled YY'.

FIG. 4.3



The centre of mass of the suitcase is now moving at 1.5 m s^{-1} along a semi-circular arc of radius 2.0 m .

- (i) Calculate the magnitude of the centripetal force acting on the suitcase.

centripetal force = _____ N [2]

- (ii) When the suitcase is at line YY', the magnitude of force F is larger and the magnitude of force R is smaller than at XX'.

Explain why this is so.

[4]

BLANK PAGE

5 Hydrogen atoms excited in a discharge tube only emit four different discrete wavelengths of visible photons.

***(a) In a semi-darkened room, a single slit is placed in front of the discharge tube. A student holds a diffraction grating which has 300 lines per millimetre.**

The student looks through the grating at a 15 cm plastic ruler placed 0.50 m away, as shown in Fig. 5.1.

The paths of the different colours of light from the slit to the student's eye are shown in Fig. 5.2 opposite.

FIG. 5.1 (NOT TO SCALE)

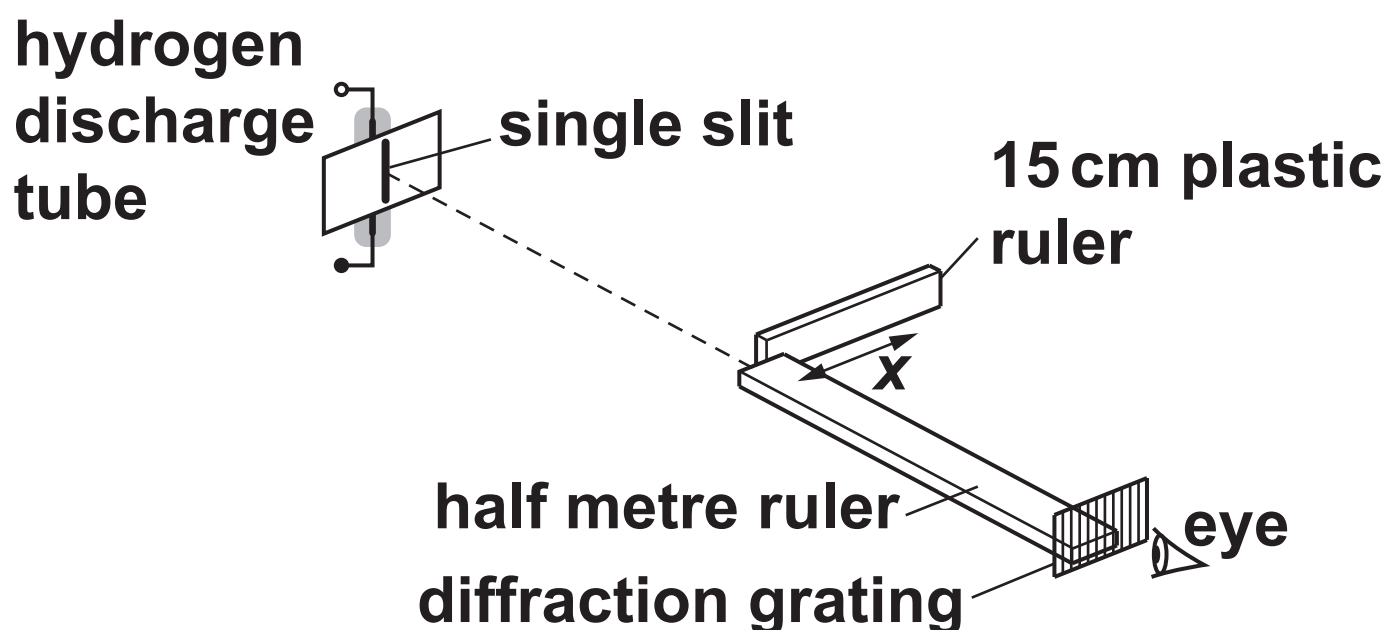
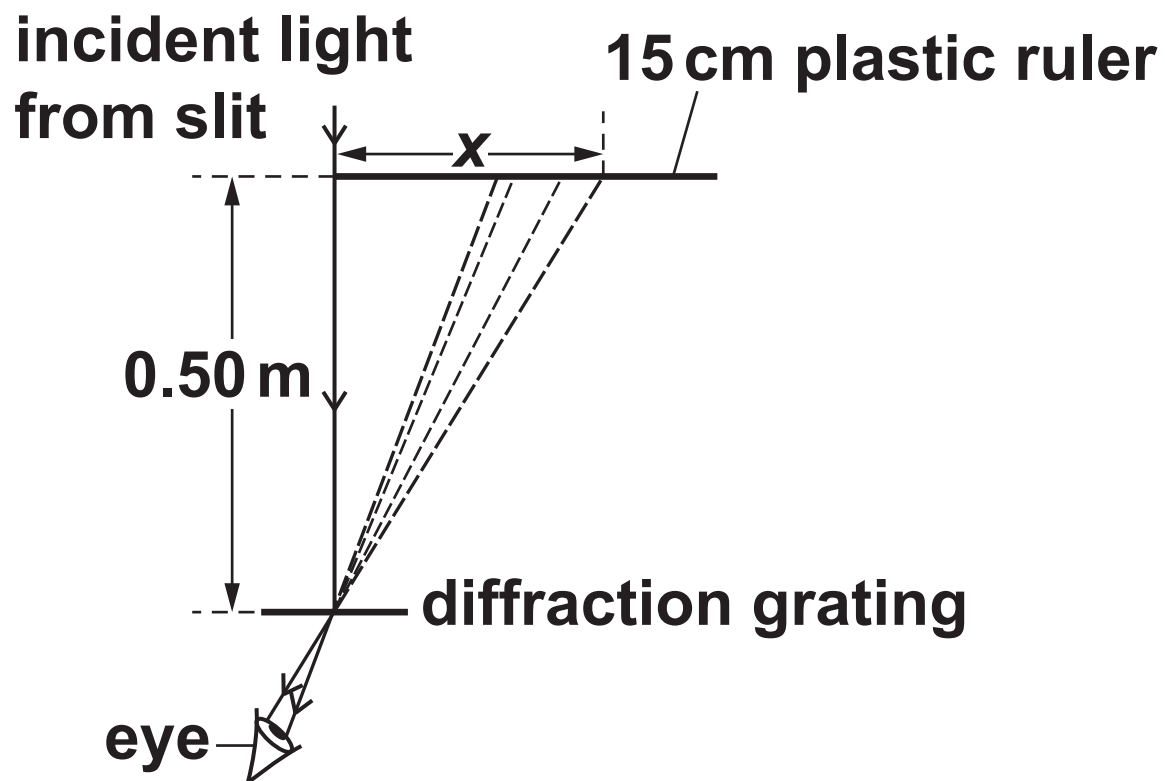
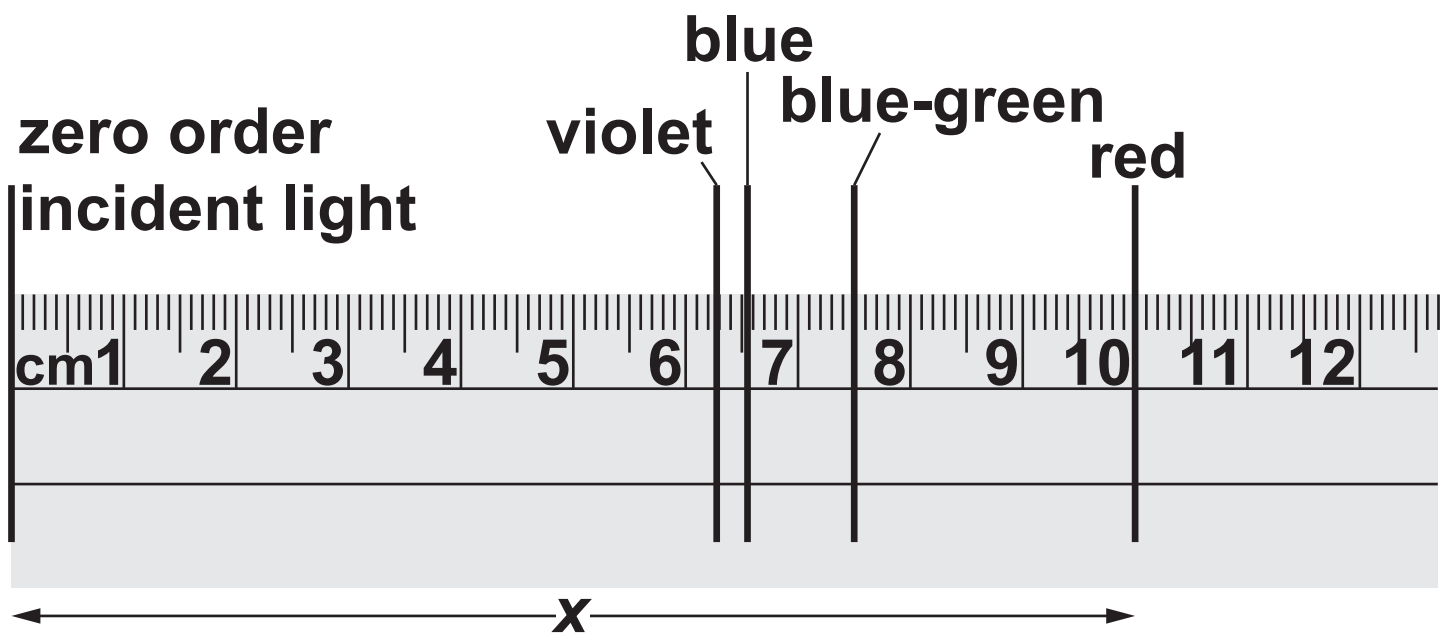


FIG. 5.2 (NOT TO SCALE)



Four FIRST order images of the slit, one at each photon wavelength, are observed as vertical lines against the background of the plastic ruler, as shown in Fig. 5.3.

FIG. 5.3



The student decides to determine the wavelength of the photons which form the RED line observed at $x = 10$ cm on the ruler.

Describe how the information that has been given can be used to determine the wavelength of the red photons.

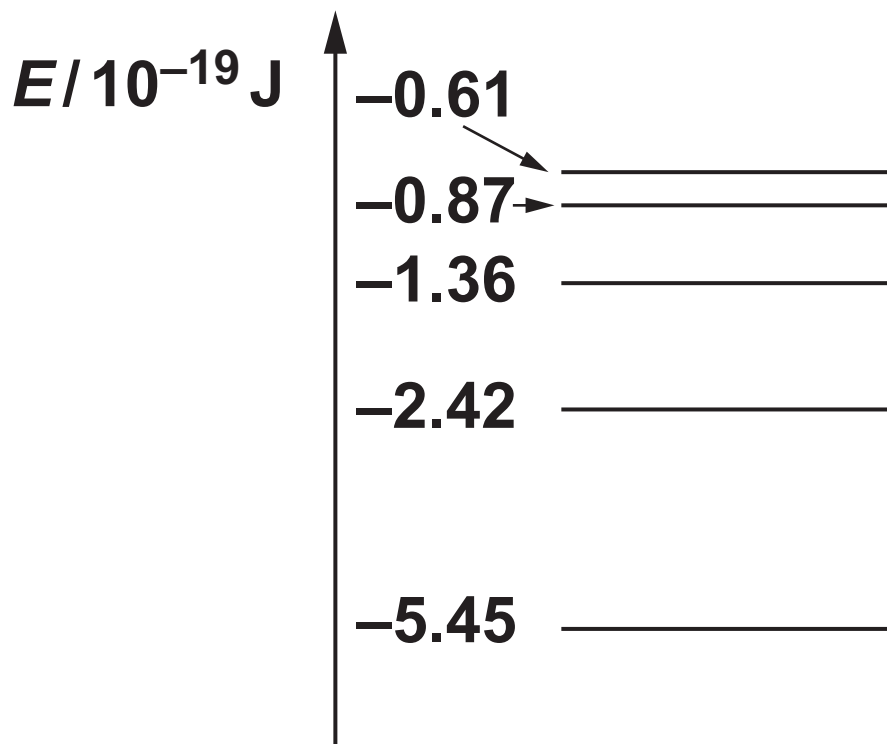
**Estimate the percentage uncertainty
in the measured value of the
wavelength. [6]**

Additional answer space if required.

- (b) (i) Show that the energy of a photon of wavelength 486 nm is 4.09×10^{-19} J. Use the space below. [1]**

- (ii) Fig. 5.4 shows some of the energy levels of an electron in a hydrogen atom.

FIG. 5.4 (NOT TO SCALE)



Draw an arrow on Fig. 5.4 to show an electron transition which would cause the EMISSION of a photon of wavelength 486 nm. [2]

6 (a) Describe the DOPPLER EFFECT.

[1]

(b) Explain how ultrasound is used to measure the speed of blood flow in an artery.

[2]

(c) In cosmology, the Doppler effect can be observed with light from distant galaxies. The Doppler effect can also be observed with sound waves.

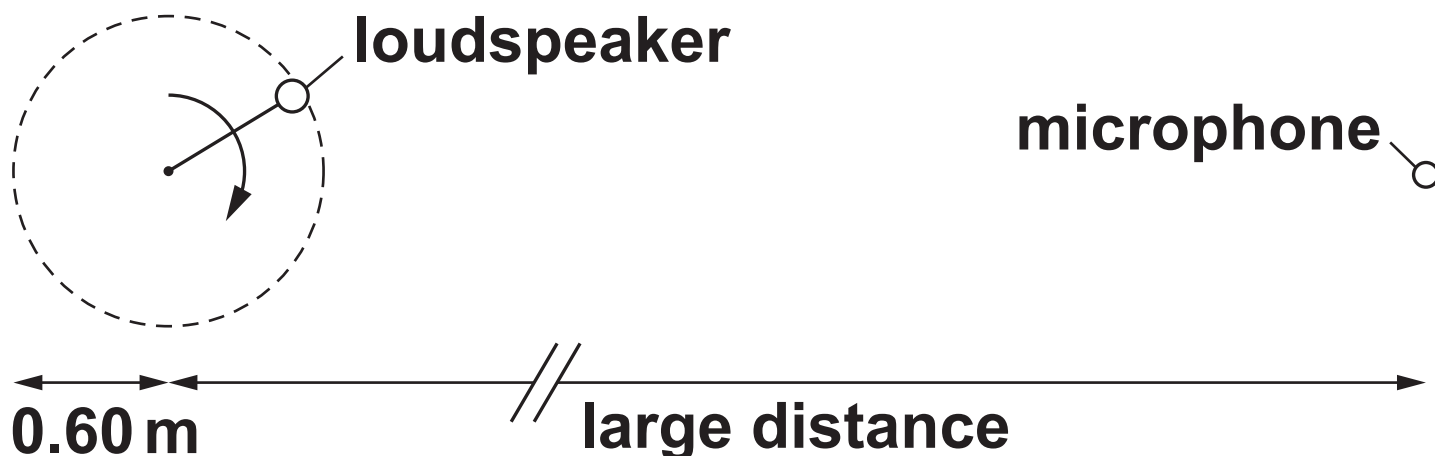
Two students use sound waves to investigate the Doppler effect. In an open space, one student swings a loudspeaker at constant speed in a horizontal circle of radius 0.60 m.

The other student stands a large distance away and holds a microphone. The microphone is connected to a data logger and computer.

Fig. 6.1 on page 44 shows the situation, viewed from above.

BLANK PAGE

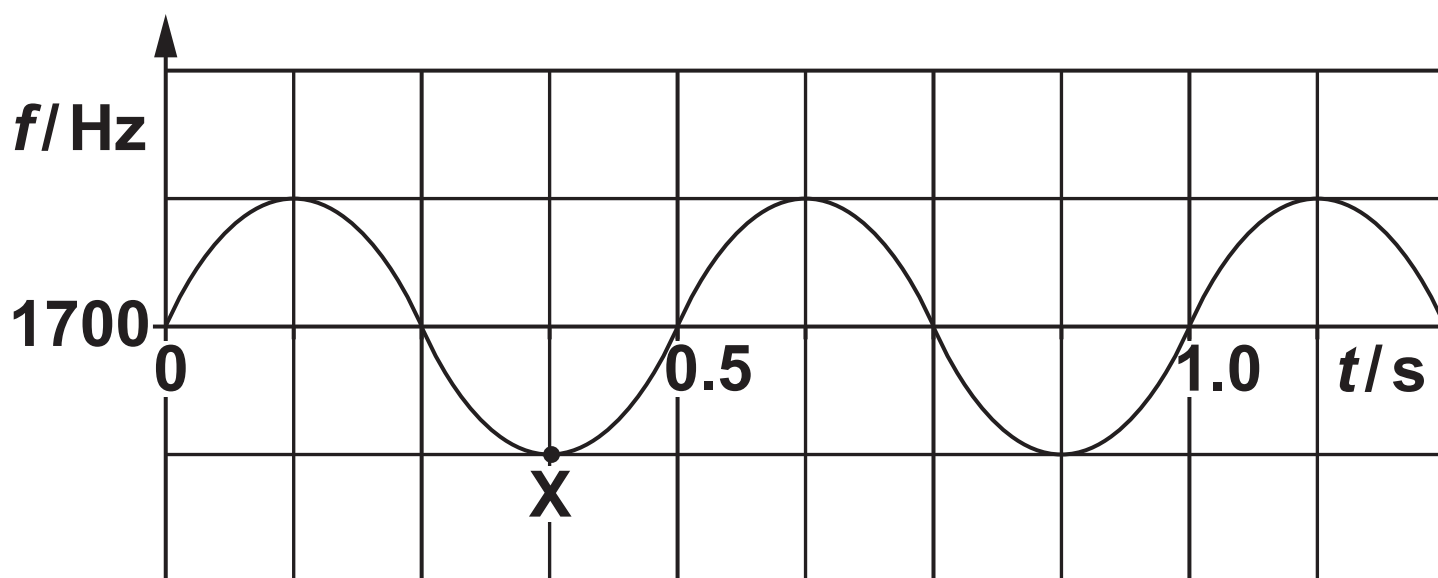
FIG. 6.1



The loudspeaker emits sound in all directions at a single frequency $f_0 = 1700\text{ Hz}$.

Fig. 6.2 shows the variation with time t of the frequency f received by the microphone.

FIG. 6.2



- (i) Use Fig. 6.2 to show that the speed of the loudspeaker is 7.5 m s^{-1} . Use the space below.**

[2]

- (ii) The speed of sound in this experiment is 330 m s^{-1} .

Calculate the maximum change in frequency Δf of the sound detected by the microphone.

$$\Delta f = \underline{\hspace{4cm}} \text{ Hz [2]}$$

- (iii) Hence complete the scale on the y -axis of Fig. 6.2. [1]

- (iv) Mark with an X on Fig. 6.1 the position of the loudspeaker which corresponds to the point X on Fig. 6.2. [1]
- (d) In their laboratory notes, one student writes about the **ACCURACY** of the measurements whereas the other writes about their **PRECISION**.

Define these terms.

accuracy: _____

precision: _____

_____ [2]

END OF QUESTION PAPER

ADDITIONAL ANSWER SPACE

If additional space is required, you should use the following lined page(s). The question number(s) must be clearly shown in the margin(s).

[illegible]

[illegible]

[illegible]



Copyright Information

OCR is committed to seeking permission to reproduce all third-party content that it uses in its assessment materials. OCR has attempted to identify and contact all copyright holders whose work is used in this paper. To avoid the issue of disclosure of answer-related information to candidates, all copyright acknowledgements are reproduced in the OCR Copyright Acknowledgements Booklet. This is produced for each series of examinations and is freely available to download from our public website (www.ocr.org.uk) after the live examination series.

If OCR has unwittingly failed to correctly acknowledge or clear any third-party content in this assessment material, OCR will be happy to correct its mistake at the earliest possible opportunity.

For queries or further information please contact The OCR Copyright Team, The Triangle Building, Shaftesbury Road, Cambridge CB2 8EA.

OCR is part of the Cambridge Assessment Group; Cambridge Assessment is the brand name of University of Cambridge Local Examinations Syndicate (UCLES), which is itself a department of the University of Cambridge.